



Cool Pool & Spa



Azureon.

Let our designers make all of your luxury inground swimming pool dreams come true! From the design phase to your first swim, you'll be involved in the process. Building or renovating a pool is no small feat; let our elite team of designers and professionals, with over 50 years of experience in the pool industry, craft a pool that is beyond your wildest dreams.

Happy Swimming!



TABLE OF *Contents*

PAGE 1—THE COOL POOL PROCESS

PAGE 2— LEARN THE LINGO

PAGE 3- VINYL & GUNITE POOLS—POOL TYPES

PAGE 4 – SHAPES

PAGE 5 – DEPTH

PAGE 6 - SPAS

PAGE 7 - FUN EXTRAS

PAGE 7 - WATER FEATURES

PAGE 8 - PLANNING

PAGE 9 - SANITIZER

PAGE 10 - TIME FRAME

PAGE 11 - PLANNING

PAGE 12—ADDITIONAL EXPENDITURES


845-352-0110 // 85 S Pascack Rd. Nanuet, NY 10954



The Process



1. MEETING AT YOUR HOME



2. DESIGN RENDERING



3. LAYOUT & THE DIG




4. PLUMBING



5. GUNITE OR LINER INSTALL



6. DECKING & DETAILS!



FINISHED PRODUCT



Our Specialties:

Decking / Coping / Tile / Outdoor Kitchens / Spas / Fire Pits Waterfalls / Water Features


Learn the Lingo



- | | |
|-------------------|--------------------|
| 1. LANDSCAPING | 6. GROTTO |
| 2. DIVE ROCK | 7. WATERFALL |
| 3. CUSTOM DECKING | 8. SLIDE |
| 4. COPING | 9. BENCH |
| 5. RAISED SPA | 10. WATER FEATURES |



Cool Pool & Spa




Vinyl Liner

Vinyl liner is the best choice for those looking for a more economical pool finish. Liners come in a variety of patterns. Cool Pool is a long time partner with Merlin Industries and Kayden Manufacturing. They produce liners of the highest quality in the Northeast region.

Vinyl liner pools are customizable to some extent. Our base price starts at \$65,000 for standard sized pool (800sq ft), This includes concrete formed steps, deep end benches and coping,.

Liner pools last about 5-9 years and if there is a chance a family dog will be enjoying the pool, a liner pool probably not the best option.

Our designer will be your attentive partner every step of the way, ensuring your vision is heard and reflected in the design process. After thorough consultation, you'll receive an informal price sheet detailing the breakdown of costs. This empowers you to make informed decisions, selecting your favorite features that align perfectly with your budget.



Gunite

Gunite (plaster) is an excellent choice for your pool's finish as it's known for durability and longevity. Gunite pool allow you to do certain customizations that are not available in other types of pool installations.

The shape, depths, size and features of a gunite pool are limitless. This allows for cool features such as swim up bars, beach entries, grottos tanning shelves.

With all this customizing each project has it's own unique price. Generally starting at \$90,000 and goes up.

WHAT SWIMMING POOL SHAPE SHOULD I GET?

Here are some great questions to ask yourself when choosing the shape of the pool best suits your home, lifestyle, and activities.

- How much yard space and decking would you like and can fit?
- Is there existing landscaping you would like to keep?
- What kind of backyard features will be added, now or in the future, for example shrubbery, waterfalls, outdoor kitchens, outside structures like a pergola etc.?
- What kind of vibe are you looking for relaxing, contemporary resort or sport.
- Any fun accessories such as slides, diving boards, tanning ledges, hydrotherapy spas.
- Are you looking to compliment the style of the home?
- What will be your favorite pool related activity? Lap swimming, pool parties, diving, water sports, ect.

Shape



Freeform

Freeform, or organic, shaped pools are perfect for a natural appearance. The soft perimeter helps form fun lagoons or nooks. Cool Pool excels at designing a shape that will maximize the potential of your backyard and pool space.



Geometric

Geometric pools provide a sleek and modern aesthetic. You are not limited to just a rectangle when you go with Cool Pool. Our design team will exceed expectations when it comes to crafting design variations to make your pool unique.


If you do decide to keep the pool rectangular in shape an autocover is a great way to help with maintenance on the pool. The autocover will keep the pool cleaner from debris and leaves, traps in the heat, and attributes to less chemical usage. It is also a safety precaution for small children.



Grecian

Grecian or Roman shape pools are another classical design. This kind of shape can really compliment the home's architecture and landscape theme, they blend well with gardens and water features to give the pool the timeless design.

They begin with a rectangle but add in semi circles at the pool's ends and sides. The semi-circles are a perfect place for steps as well.



L-Shape

The L shape pool is a excellent choice for sport focused since there can be an area for advanced swimmers, diving boards slides as well as an area for those wanting to just relax or those just looking to take a dip. It's the best of both worlds!

Besides the shape of the pool, the depth of the pool is also something to decide on, you will want to take into consideration how areas of the pool will be used. Below is a chart to help with this.

- Kiddie play area: 3 feet or less
- Recreational sports: 3.5–4 feet
- Lounging/cooling off: 3.5–4 feet
- Swimming: 3.5 feet or deeper
- Jumping in (feet first): 4 feet or deeper
- Diving (head first): 9 feet or deeper

Social pools do well with bench seats, tanning ledges and swim up bars. These areas are typically 3.5-4 feet deep since active swimming isn't a priority.

Family play pools need space for games! A wide open center works well and bench seating for a quick rest.

Exercise pool are great for swimming laps and should be at least 3.5 feet deep by 35 feet long and a linear shape would be best for this.

Spas



Raised Spas are perfect for adding more dimension to the look of your pool. Not only will high power jets ease your stress, your spa will provide dynamic water features that spillover into the pool.



Integrated Spas blend seamlessly into the layout of the pool's interior for a clean, informed design.



Portable Spas, or separate spas, are ideal for enjoyment all year long. Cool Pool is a distributor of luxurious PDC spa units that range in seat and jet count to match your desires and keep you relaxed and refreshed, no matter the weather.

Fun extras




Tanning shelves are elevated flat areas in the shallow water that are perfect for lounging and soaking up the sun.

Benches and Ledges make for excellent areas to relax after the countless hours of swimming you're sure to be doing in your custom Cool Pool creation.



Fire Pits and Bowls are excellent additions to any pool or outdoor area. They can be further customized with various glasses or even water features.



Grotto is a cave like area underneath a waterfall that Cool Pool can personalize with stone accents for the ultimate in-pool hideaway.



Color Lights are not only functional, but fun too! Swim at night in a light show that you control.



Slides are a great way to make a splash. Adults and kids alike will enjoy twisting and turning down your slippery slide!

Diving Boards or Rocks are a great tool for adding extra elevation to your deep end dive.

Water features



Vanishing Edge, also referred to as infinity edge, creates the visual appearance of the water extending beyond the pool's edge.



Custom Water Features are a great way to make a truly unique statement. Spillovers add a tranquility to any swimming experience.



Waterfalls can be crafted in all shapes and sizes. Whether you're looking for a simple or complex design. Cool Pool's masonry team takes extensive pride in constructing waterfalls to impress.



Jets & Fountains bring the excitement of a waterpark to your own backyard. The possibilities are endless with this fun addition to your pool.



Before the designer comes out to you...

- We ask all parties that will be involved in the decision making process for the pool be there day of appointment.
- You have some ideas and pictures ready to speak with the designer about.
- You have a property survey, submitted to the office before appointment or given to the designer day of appointment.

Other items that may need to be taken into consideration are:

- Planning / zoning easements (such as sewer and utility)
- Checking septic and municipalities setback of those areas.
Sometimes septic lines and repair areas can easily be moved.
- Site evaluations that include gas lines, utilities locations, and electrical breaker capabilities.

We have a dedicated permit coordinator who will handle all aspects of ensuring correct setbacks, processing permits, and coordinating inspections for your pool. Our aim is to make this process as seamless as possible for you. When it comes to the final steps, all you need to do is schedule the final inspection to obtain the certificate of occupancy and close out the permit. However, rest assured that we're here every step of the way to assist with this final stage and address any questions or concerns you may have.



Saltwater Chlorinators

A special Electrode cell generates the salt in the water to chlorine and returns the chlorine back to the pool to keep the pool sanitized. This type of chlorine is gentler on skin and clothing.

UV systems

These systems are almost a chemical-free option for pool sanitation. The UV light works as a germicide to eliminate harmful microorganisms in the pool as it goes through the filtration system. This will also help to break down chloramines (used up chlorine). Chloramines are what generally smell in a pool. This reduces chemical dependence and optimizes water clarity. No additional chemicals, gases or oxidants are added to the water.

Ozone pool systems

Pool ozone is a gas generated by using a Ozonator, or ozone generator. Ozone generators split and reassemble oxygen molecules to form ozone in various ways, Cool pool uses the ultraviolet light method.

The generator connects to the pool's circulation system and sanitizes the water as it filters through.

Ozone kills bacteria, viruses and parasites in the system, but once the water returns to the pool the ozone concentration is so low it needs a sanitizer such a chlorine to ensure the pool is fully sanitized.

Good points to remember is that each sanitation method has its own set of costs and requirements to consider.



This is only a guideline, each project is unique and may require additional work,
or incur longer permit process Etc.

To form a complete plan and layout, sign contracts and give deposit normally
1-2 month process

Permit process is started and generally takes
2-3 months
(when to expect longer times?)

From dig to pool filling
4-6 months

All the finishes and equipment set up
1-2 months

Please note that before final inspections can take place, it's necessary to have a fence installed around the pool area. We recommend coordinating with a reputable fence company to ensure this requirement is met. Once the fence is installed, you can proceed with scheduling the final inspections. Should you need assistance or recommendations regarding fence installation, feel free to reach out to us, and we'll be happy to help

Additional expenditures



The following items, which apply to both Concrete or Liner Pools, are some possible additional expenditures that need to be considered:

- Permits
- Engineering Fees
- Seepage Pits
- Drainage
- Tree Removal
- Underground Obstructions requiring Rock hammering, Drilling or Blasting
- Underground Water Conditions
- Compactable Material for Decking
- Decking
- Deck Jets
- Extensive Soil Removal
- Grading
- Access Road
- Retaining Walls
- Landscaping
- Dive Rock or Diving Board are included, but upgrades may apply
- Interior Finish & Tile Upgrades
- Gas & Electrical Work
- Automatic Cover
- Slide
- Waterfall, Sheer Descents
- Raised Spa
- Winter Cover
- Upgrade for different Sanitizers
- Pool Control Systems

Color Changing Lights

Note: Fencing must be considered. Although we do not get involved with fencing, we can recommend some local contractors.